





**MICHIGAN
PNEUMATIC TOOL**













Rebuilt Winch 2017

REBUILT
CLASSIC SERIES
AIR WINCHES



**DON'T FORGET
OUR NEW
San-Ei**
Built to last since 1936!

TOP 10 REASONS OUR PNEUMATIC WINCH PROGRAM WILL Lift You to The Top!

-  We stock a variety of Ingersoll-Rand Classic Series winches ranging from 1/2 ton to 10 ton capacity
-  Our Rebuilt winches are completely disassembled, sandblasted and any parts needed are replaced with OEM quality parts
-  We will paint your rebuilt winch the color of your choice or simply primer the unit for paint at your facility
-  Our great prices allow you to purchase two rebuilt winches for the price of one new unit
-  All units are load tested at  MICHIGAN PNEUMATIC TOOL and certified upon request
-  Custom lifting skids and drum guards are also available
-  Extensive parts inventory for your immediate service and maintenance needs
-  All units contain proven, made in the  piston driven motors
-  Short drum, long drum and side drum models available
-  Free freight on orders greater than \$5000.00 (Contiguous 48 states only)

Model #	Maximum Capacity
IR-BU7A	1000 lbs
IR-D6U	1500 lbs
IR-EU	2000 lbs
IR-EUL	2000 lbs
IR-HU	2500 lbs
IR-HUL	2500 lbs
IR-H5U	3000 lbs
IR-H5UL	3000 lbs
IR-HU40	4000 lbs
IR-HUL40	4000 lbs
IR-K4U	4000 lbs
IR-K4UL	4000 lbs
IR-K5UL	5000 lbs
IR-K6U	10,000 lbs
IR-K6UL	10,000 lbs



MICHIGAN PNEUMATIC TOOL

